

## **B** Richton Elementary School

Richton School District

 701 ELM AVENUE P.O. Box 568  
Richton, MS 39476

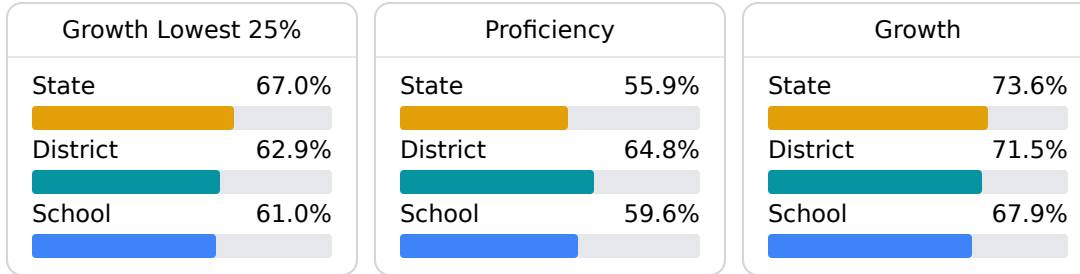
 Chelsea Blackledge  
cblackledge@richton.k12.ms.us

### School Accountability Grade Components

Mississippi's accountability system assigns "A" through "F" letter grades for schools and districts. Grades are based on student achievement, student growth, student participation in testing, and other academic measures.

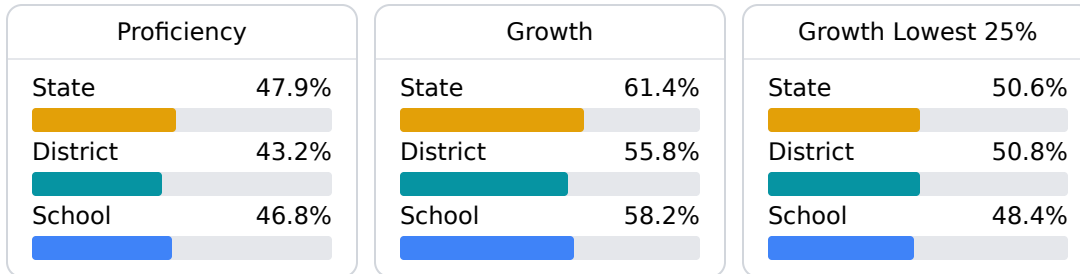
#### Math

Measurements of student performance on the statewide math assessment.



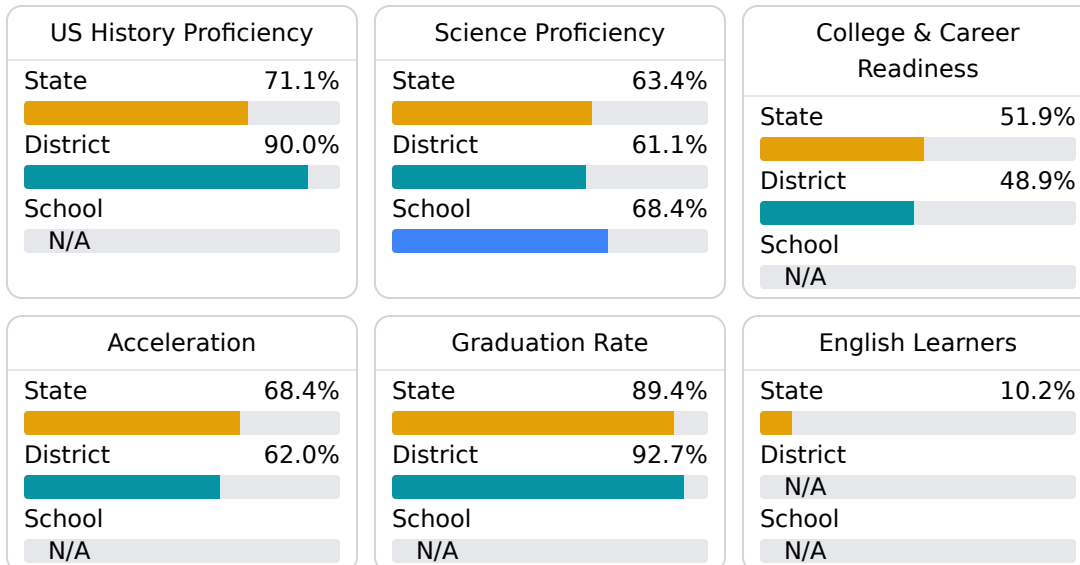
#### English

Measurements of student performance on the statewide English language arts (ELA) assessment.



#### Other Measures

Other measurements of student performance that factor into the accountability grade.



### Teacher Data

**22.8**

Teachers



**78.5%**

Experienced Teachers

**0.0%**

Provisional Teachers

**100.0%**

In-Field Teachers

## Detailed Assessment and Other Data

### Student Performance

The following information shows each level of student performance on statewide assessments.

#### Math

Level 1	Level 2	Level 3	Level 4	Level 5
State 0-10%	State 11-20%	State 21-30%	State 31-40%	State 11-20%
District 0-10%	District 0-10%	District 21-30%	District 41-50%	District 21-30%
School 0-10%	School 0-10%	School 21-30%	School 31-40%	School 11-20%
Minimal	Basic	Passing	Proficient	Advanced

#### English

Level 1	Level 2	Level 3	Level 4	Level 5
State 9.1%	State 17.9%	State 27.3%	State 28.8%	State 16.9%
District 6.3%	District 18.4%	District 33.2%	District 27.9%	District 14.2%
School 7.3%	School 16.5%	School 29.9%	School 33.5%	School 12.8%
Minimal	Basic	Passing	Proficient	Advanced

#### Science

Level 1	Level 2	Level 3	Level 4	Level 5
State 11.2%	State 11.0%	State 19.5%	State 34.8%	State 23.5%
District 7.2%	District 16.6%	District 20.9%	District 38.9%	District 16.6%
School 5.0%	School 17.5%	School 12.5%	School 37.5%	School 27.5%
Minimal	Basic	Passing	Proficient	Advanced

## Student Assessment Participation



## Discipline



## Other Data



**11.6%**

Chronic Absenteeism